



Lesson 2 Six in a Bed




1. Listen to the story and then read it with lots of expression.
(听录音, 然后有感情地朗读故事。)

2. How many characters are there in the bed? (数数有几个?)

one


three



two

two


three



four

four


three



five


four

five



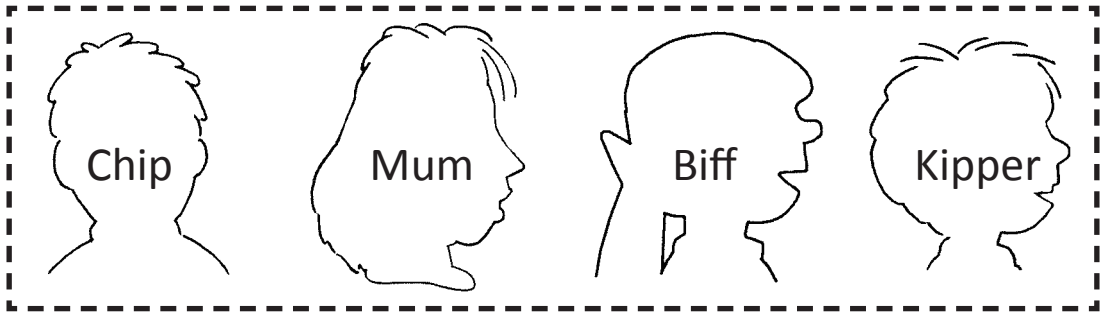
six

How many now? Write the number.
(现在有几个? 写一写。)




3. Read the words in the pictures. Draw a circle around the letter *i*.
 (读出图中的词，把字母 *i* 圈起来。)


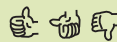
Six in a Bed



4. Write over the given letter *i*, and then fill the picture with your own letters.
 (按笔顺描出字母 *i*, 然后在图里写几个。)



How did I do?

学生自评	家长评价	老师评价
	模仿: _____ 遍 朗读: _____ 遍 效果:  签字: _____	