



Lesson 3 The Pancake



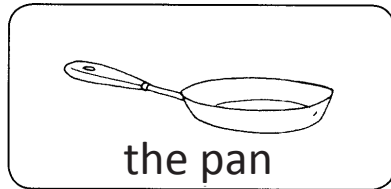
1. Listen to the story and then read it with lots of expression.
(听录音，然后有感情地朗读故事。)

2. How do you make a pancake? Put the pictures in order.
(怎么做煎饼？根据故事排序。)


1



2




3



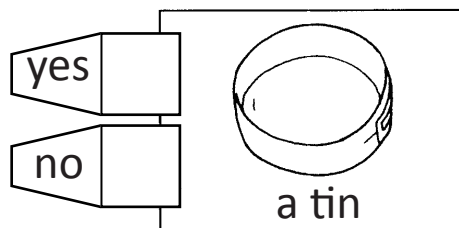
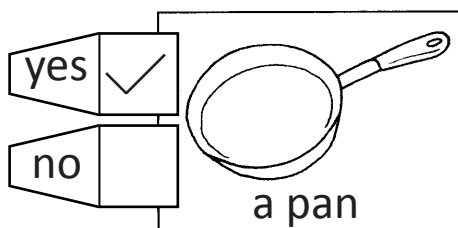
4

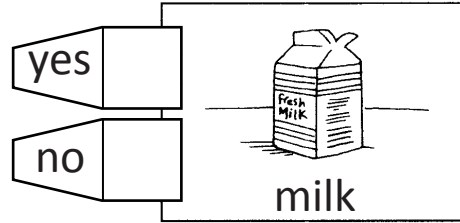

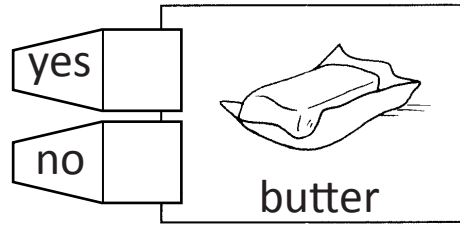
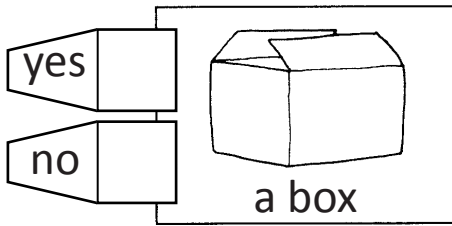


Draw the pancake.
(画一画做出的煎饼吧。)




3. What do you need to make a pancake? (做煎饼需要什么?)

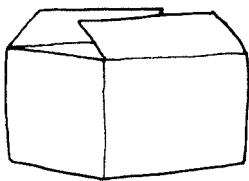





4. Write over the given letter **b**, and then fill the picture with your own letters.
 (按笔顺描出字母 **b**, 然后在图里写几个。)



5. Write the missing letter. (填字母。)



__OX



__utter

How did I do?

学生自评	家长评价	老师评价
	模仿: ___遍 朗读: ___遍 效果: 签字: _____	